



SMOKE VENTILATION CONTROL PANELS

Control unit for smoke and heat exhaust ventilators including meteorological detection and comfort ventilation




286 8005373
EN 12101-10:2015 + AC:2007



A very versatile range of smoke ventilation control panels, provided of back-up batteries: they operate 24 Vdc actuators for smoke and heat extraction in case of fire, and control the automation of single or multiple windows for natural ventilation even in a multi-storey building.

The opening command for smoke extraction is controlled by smoke detectors, emergency push buttons, fire alarm systems or Building Management Systems (BMS) by "free potential – normally closed" inputs.

The installation of the emergency push button (MCP - manual control point) is compulsory because, in addition to allowing manual emergency control, it also provides display of fault / emergency warnings, and can be used for easy, remote resetting.



In order to provide comfort and energy saving, the natural ventilation is granted by operating automatically the windows, according to the environmental conditions detected by the sensors. Windows can be manually controlled through push buttons or key switches in 2 different ventilation zones.

Additional features, selectable by internal dip-switches:

- control of solenoids/electromagnets
- window closing after single or double reset

- repetition of emergency command
- Interlock function for multi-storey buildings installation
- momentary or deadman ventilation control



C-SV and C-SV IB control panels have been designed and tested according to the European Standard **EN 12101-10** and **prEN 12101-9**. They have been certified as **Smoke and Heat Control Systems** according to the European Standard **EN 12101-10:2005 + AC:2007** by IFT Rosenheim (not for C-SV 13A and C-SV IB 13A versions)



SMOKE VENTILATION CONTROL PANELS

Control unit for smoke and heat exhaust ventilators including meteorological detection and comfort ventilation

Smoke detectors
36418Q



Emergency Push Buttons
42140N



Interlock to other C-SV

Connection to BMS or FIRE ALARM SYSTEM

Emergency Closing Key switch
41789B




NV Push button
41019H



NV Key switch
41789B



Rain sensor
40450K



Wind sensor
37185V



CO2 sensor
41773L



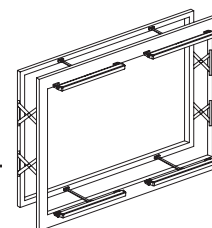
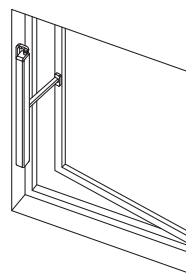
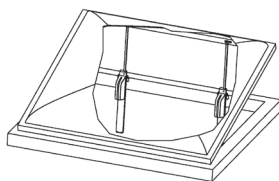
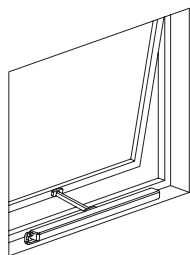
Thermostat
40675K



NV Push button
41019H



NV Key switch
41789B





SMOKE VENTILATION CONTROL PANELS

Control unit for smoke and heat exhaust ventilators including meteorological detection and comfort ventilation

POWER

VOLTAGE SUPPLY INPUT	100-250 Vac, 50-60 Hz
VOLTAGE SUPPLY OUTPUT	24 Vdc ($\pm 25\%$)
VOLTAGE OUTPUT OPERATION	Polarity inversion
AUX VOLTAGE OUTPUT	24 Vdc
NOMINAL CURRENT	4 A / 8 A / 13 A / 20 A
BACK UP BATTERY	2x 12 Vdc (sealed lead-acid batteries)

FEATURES

SMOKE VENT ZONE	1
NATURAL VENT ZONE	2
SMOKE/HEAT DETECTOR	Max 10
EMERGENCY PUSH BUTTON	Max 10 (<i>integrated on C-SV-IB version</i>)
EMERGENCY CLOSING BUTTON	Max 10 (<i>normally open contact</i>)
EMERGENCY OUTPUT	Clean contact (e.g.: <i>acoustic alarm</i>)
NATURAL VENT PUSH BUTTON	External (<i>integrated on C-SV-IB version</i>)
RAIN SENSOR	Max 1
WIND SENSOR	Max 1
CO2 SENSOR	Max 1
THERMOSTAT	Max 1

NOTE: the summarized values on the above table might be varied according to the final installation. For any further information please contact our sales department.

DESCRIPTION	NOMINAL CURRENT	DIMENSIONS (mm)	EMERGENCY AND VENTILATION PUSH BUTTONS	BATTERIES	PART No.
C-SV 4A	4A	300 x 300 x 150	Not included	Included	41736A
C-SV 8A	8A	300 x 300 x 150	Not included	Included	41737B
C-SV 13A	13A	400 x 400 x 150	Not included	Included	41918Z
C-SV 20A	20A	400 x 400 x 150	Not included	Included	41874H
C-SV IB 4A	4A	300 x 300 x 150	Integrated on the front of the control panel	Included	41738C
C-SV IB 8A	8A	300 x 300 x 150	Integrated on the front of the control panel	Included	41739D
C-SV IB 13A	13A	400 x 400 x 150	Integrated on the front of the control panel	Included	41919A
C-SV IB 20A	20A	400 x 400 x 150	Integrated on the front of the control panel	Included	41875I