



IHC Hydrohammer[®]

Pile driving equipment

an IHC Merwede company

The technology innovator.

Pile driving equipment

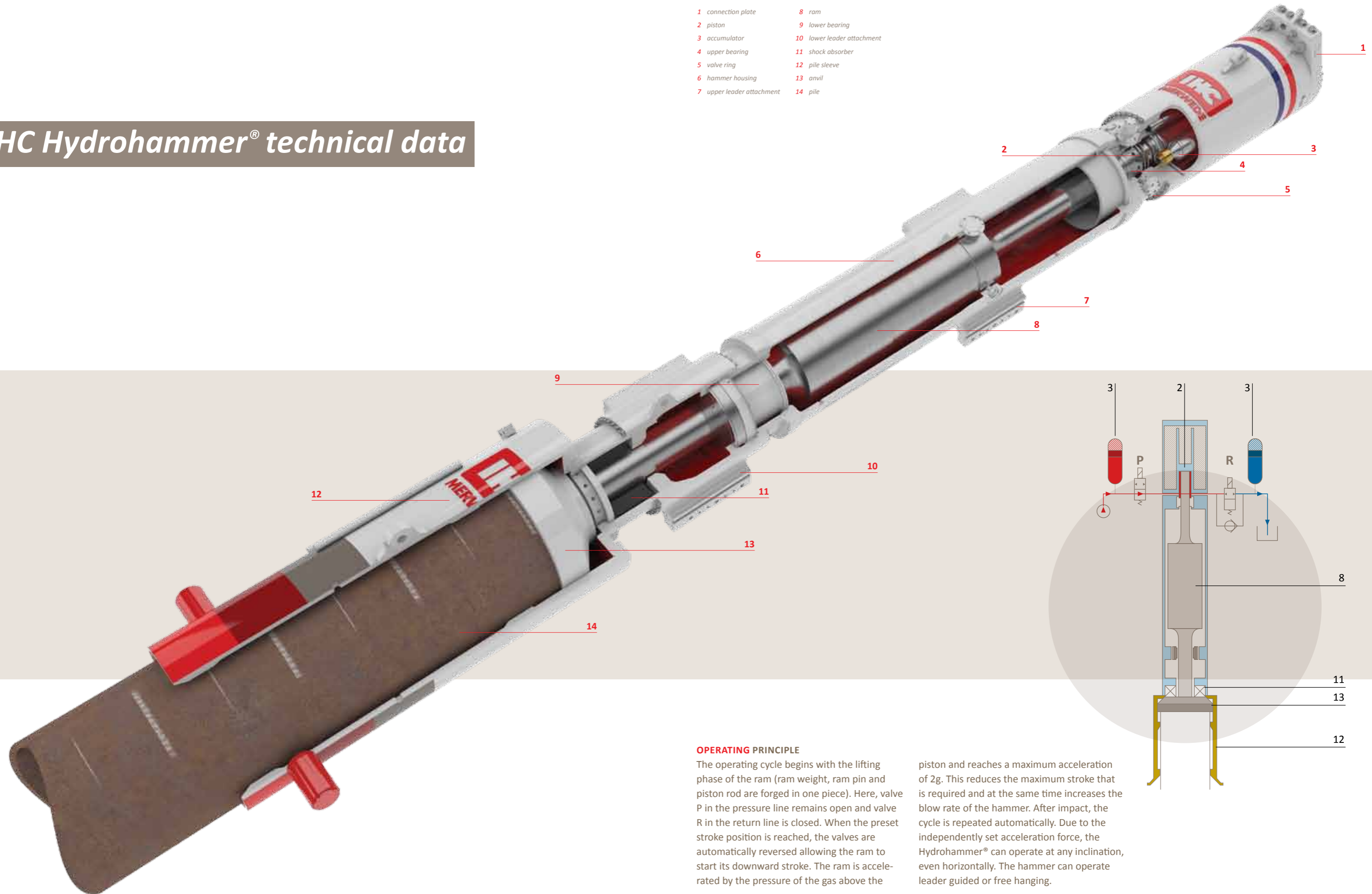
Since the inception of IHC Hydrohammer® technology, the IHC Hydrohammer® has found application in the offshore industry. The closed hammer housing, the excellent control options and reliability makes the hydraulic hammer eminently suitable for driving conductors, anchor piles, jackets, monopiles and start-up piles for pipe layers at sea. Nowadays, oil and gas have to be drilled for at ever increasing depths. Our solution: equipment that can operate deeper under water.

The demand for alternative sources of energy is increasing rapidly. Centuries old wind energy in its modern incarnation is a promising growth market. Wind turbines are technically very interesting meetings of elements and structures. They are exposed to adverse weather conditions, often with their bases submerged in water. The principal development being their increasing size. On land, out to sea and in the air. This requires larger diameter piles. IHC Hydrohammer® develops equipment to meet any demand.

IHC Hydrohammer®
Boundary breaking. Any time. Any how. Anywhere.

IHC Hydrohammer® technical data

- | | |
|---------------------------|----------------------------|
| 1 connection plate | 8 ram |
| 2 piston | 9 lower bearing |
| 3 accumulator | 10 lower leader attachment |
| 4 upper bearing | 11 shock absorber |
| 5 valve ring | 12 pile sleeve |
| 6 hammer housing | 13 anvil |
| 7 upper leader attachment | 14 pile |



OPERATING PRINCIPLE

The operating cycle begins with the lifting phase of the ram (ram weight, ram pin and piston rod are forged in one piece). Here, valve P in the pressure line remains open and valve R in the return line is closed. When the preset stroke position is reached, the valves are automatically reversed allowing the ram to start its downward stroke. The ram is accelerated by the pressure of the gas above the

piston and reaches a maximum acceleration of 2g. This reduces the maximum stroke that is required and at the same time increases the blow rate of the hammer. After impact, the cycle is repeated automatically. Due to the independently set acceleration force, the Hydrohammer® can operate at any inclination, even horizontally. The hammer can operate leader guided or free hanging.

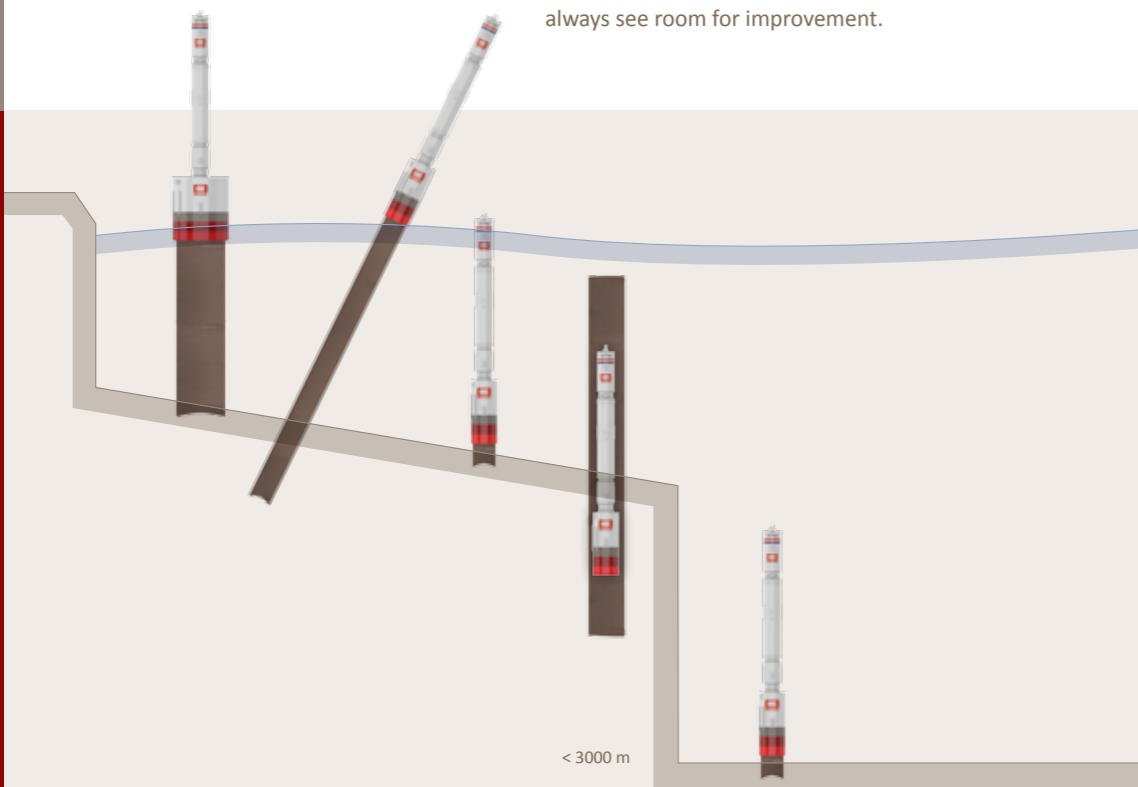
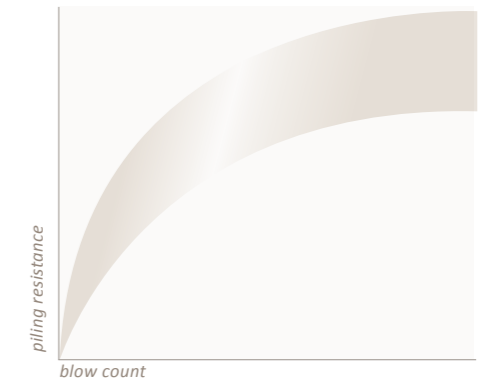
Thinking possibilities

IHC Hydrohammer® is the global standard in the field of pile driving hammers. Why? Because we think in solutions. After all, in practice, every problem on the market demands its own, innovative solution. It is in our nature to think in opportunities. Our years of experience, our empirical approach and - in particular - our intensive cooperation with many onshore and offshore clients means we always see room for improvement.

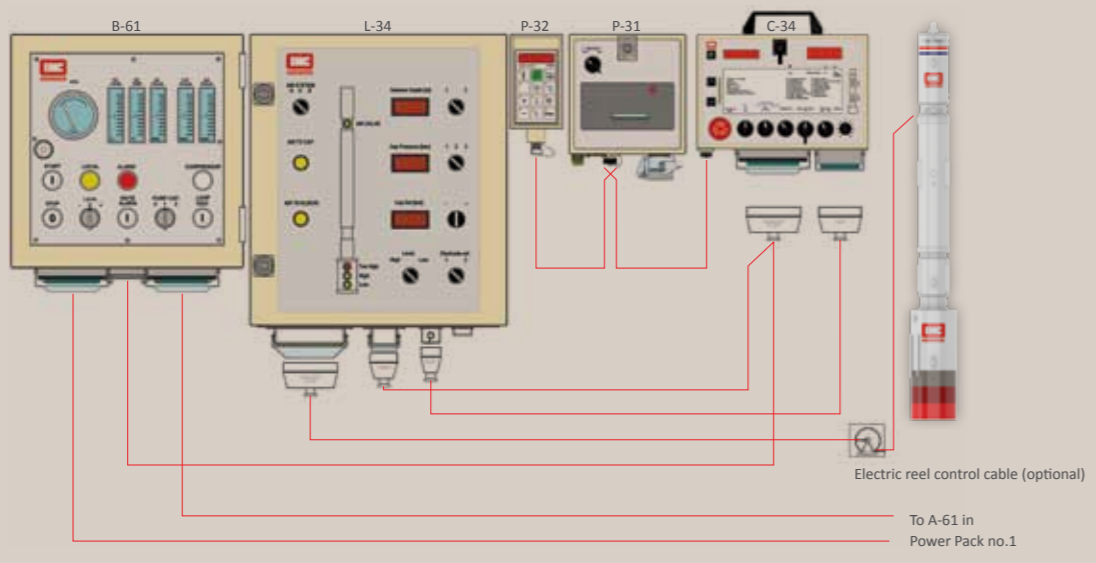
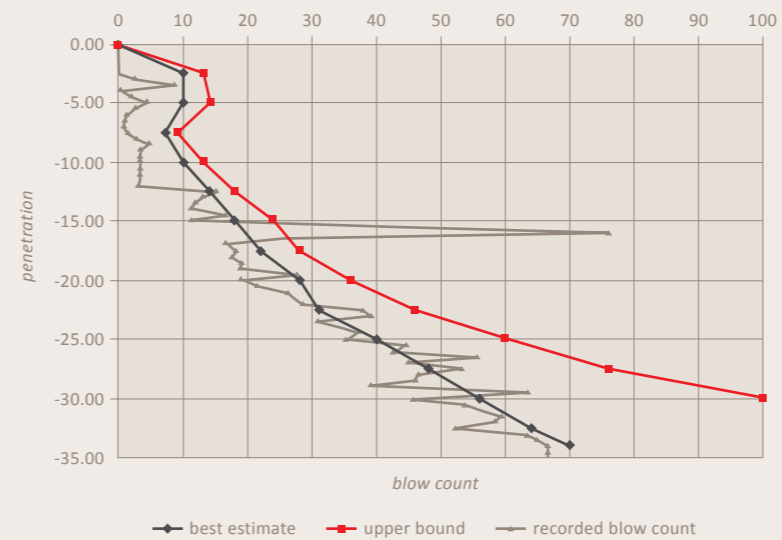
For example, in recent decades we have broadened our horizons. On the one hand, by not compromising and only being satisfied with the best. On the other, by entering into joint ventures and partnerships with users. Elevating each other, creating opportunities and sub-sequently capitalising on them. Success starts with the right attitude. It makes you think in solutions.

DRIVEABILITY

A proper choice for a hammer can only be made after careful interpretation and assessment of the properties of the soil. To support its users IHC Hydrohammer® has a staff of experienced civil engineers to assist them with pre- and post-pile driving analyses. These driveability studies are carried out using the most sophisticated computer programs (IHCWAVE and TNOWAVE). These programs are also used to enable IHC Hydrohammer® design engineers to optimize hammer components.

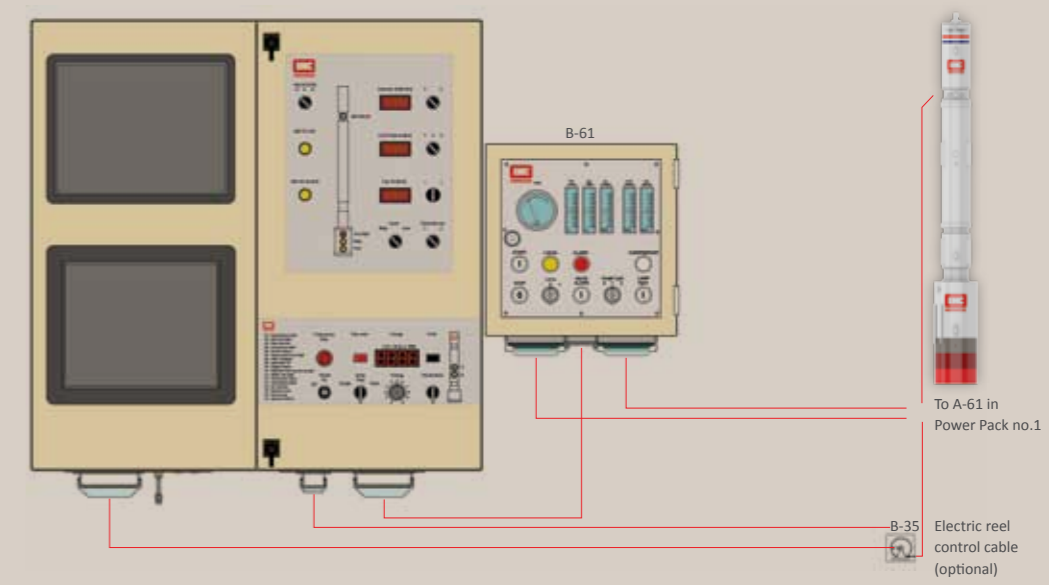


FIELD RECORDS



HAMMER CONTROL & MONITORING

All hydraulic functions of the hammers are electronically controlled and monitored. This ensures optimum control of the energy, blow rate and an optimum transfer of the energy into the pile head. Safety features are built into the controls. They include protection against running out of the ram stroke, too high level and incorrect hammer/pile positioning. The electronic signals from the hammer sensors and from the power pack controls are fed into a single control box. In the event of a malfunction the control box software assists in solving the problem. The piling data can be printed on site or stored in a data logger. The data logger option facilitates information transfer to a PC, allowing engineers to conduct detailed analysis of the driving operation.



Vertical pile driving

IHC Hydrohammer's® unique design makes it suitable for all types of piling and foundation works, both leader guided or freehanging, above and under water.

Suitable for all types of piling and foundation works

- *Subsea structures*
- *Pre- & postpiled jackets/tripods/tripiles*
- *Monopiles*
- *Mooring piles*
- *Conductor piles*



Raked Pile Driving


By adjusting the gas pressure above the ram's piston head, the ratio between the energy delivered by gravity and by gas can be adjusted. When driving raked piles the gas pressure is increased to compensate for the

loss of gravity energy. Battered piles up to a rake of 1:1 (45 degrees) can be driven at full energy. It is even possible to drive horizontally. In this case it is only the gas pressure which accelerates the ram to full energy.



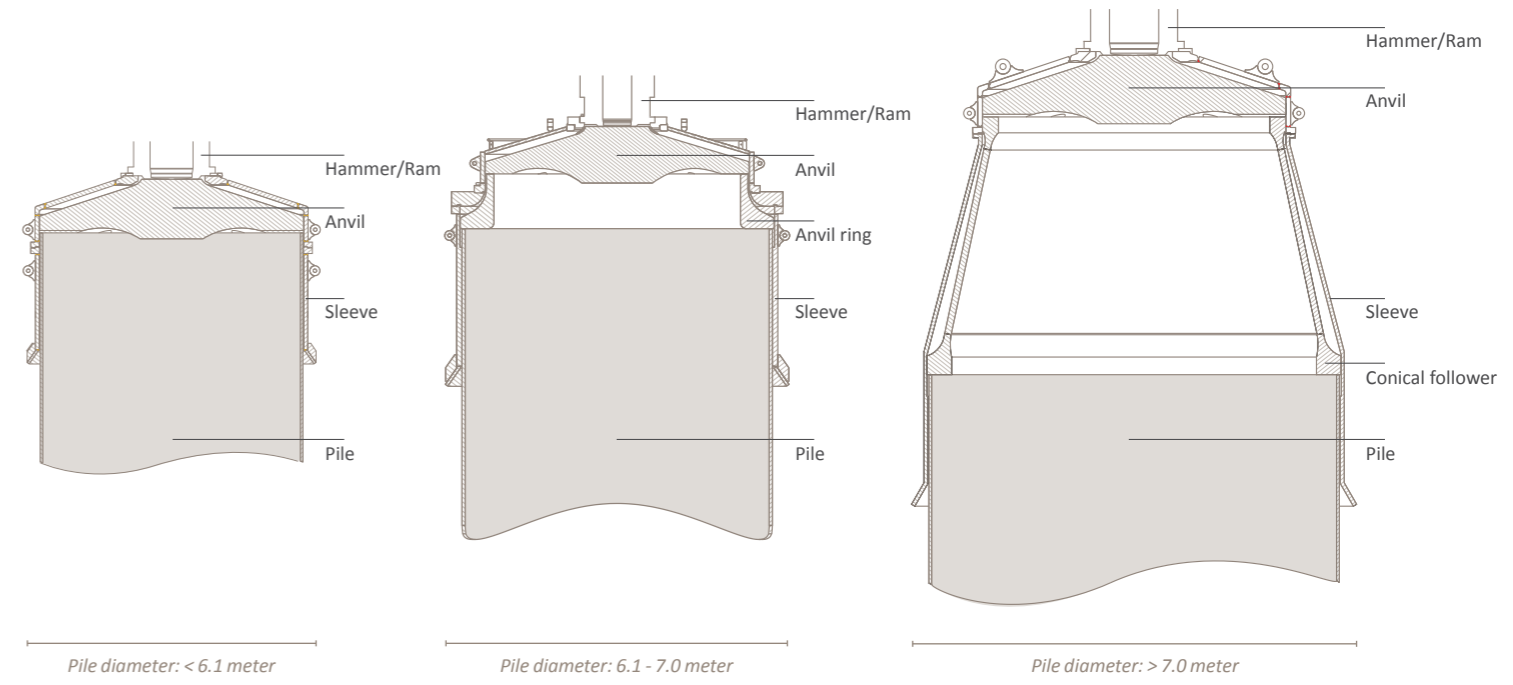
Piles can be driven at any rake with full energy

- Jackets/Tripods
- Jetties
- Bridges



Large pile diameters

When large diameter piles have to be installed, powerful and reliable tools are required to deliver the amount of driving energy. IHC Hydrohammer® is specialized in piling jobs where large diameter piles have to be driven. Due to the anvil design, sleeves can be adjusted to suit any pile diameter.



- Mooring piles
- Offshore Wind Turbine foundations
- Dolphin piles




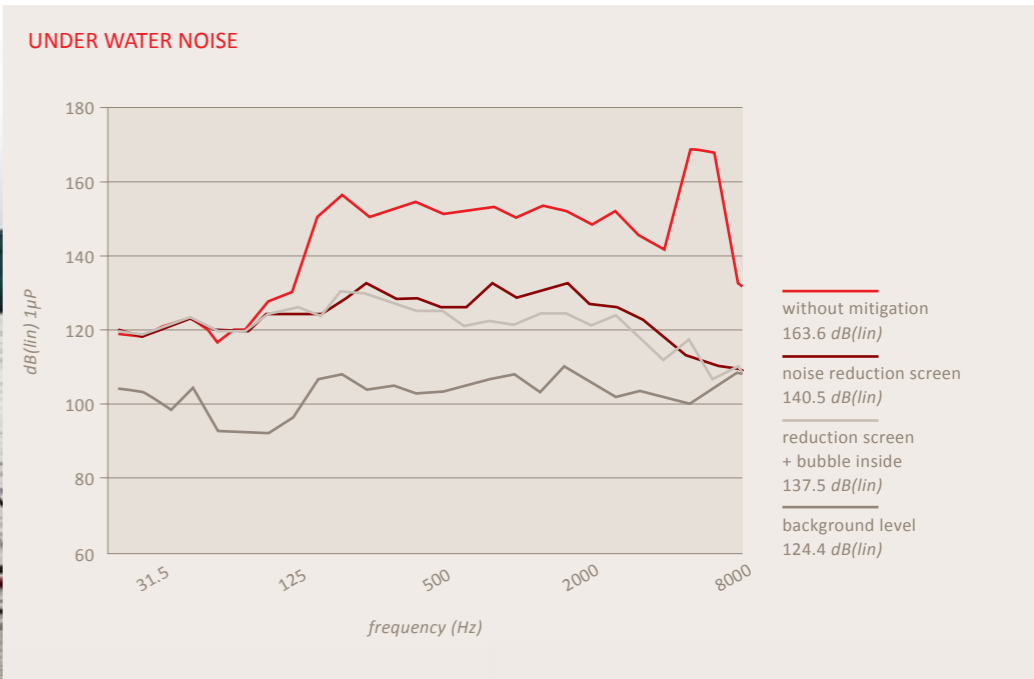
Noise mitigation methods

A new feature of the Hydrohammer® is the possibility to equip the hammer with an offshore noise reduction package. This consists of an enclosure around the pile. The design was developed in collaboration with the Dutch Research Institute TNO.

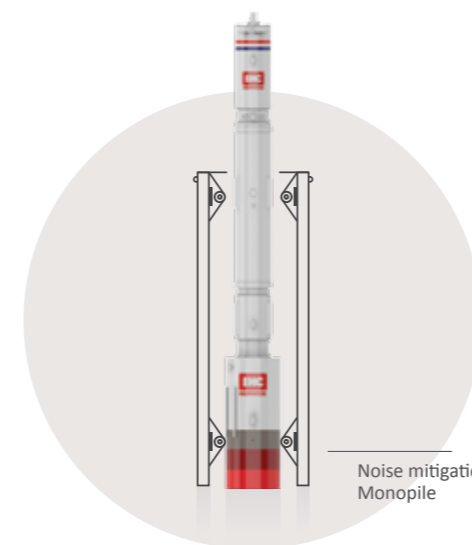
Under water noise levels can significantly be reduced, which is a great improvement in noise emission levels for today's offshore building sites.

PRINCIPLES OF THE IHC HYDROHAMMER® NOISE MITIGATION SOLUTION

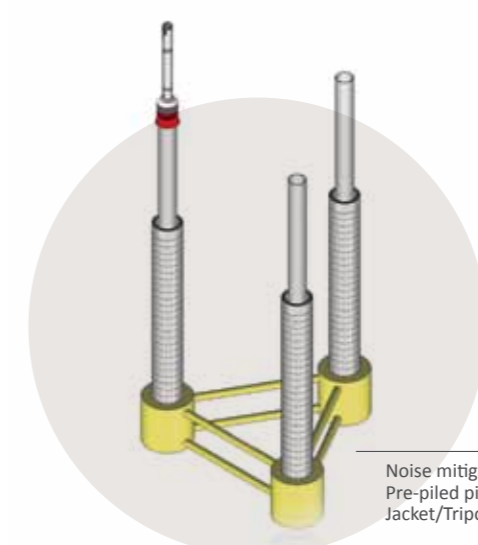
- 1 Achieve significant reduction (no 'optical' noise reduction);
- 2 Noise reduction at low frequencies;
- 3 Construction according DNV certification rules;
- 4 Workable, simple and reliable;
- 5 Seaworthy: current, waves, rough handling;
- 6 Handling to be designed according vessel and project conditions.



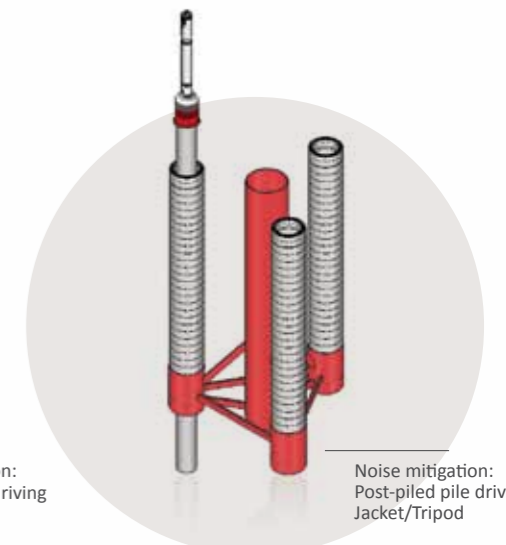
FEM analyses under offshore load conditions



Noise mitigation: Monopile



Noise mitigation: Pre-piled pile driving Jacket/Tripod



Noise mitigation: Post-piled pile driving Jacket/Tripod

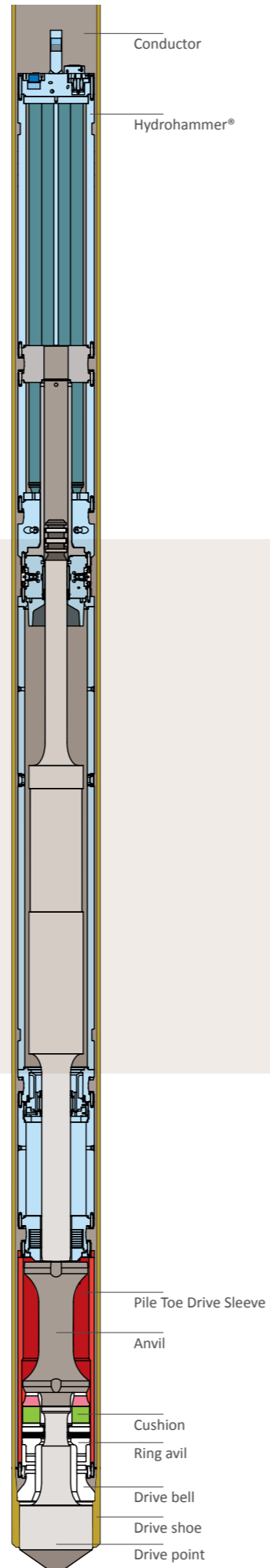
Conductor Piles

OPERATING PRINCIPLE

The technical novelty of the "Toe Drive System" (developed and patented), is the uncoupled drive point (closing element at the toe of the conductor/casing) and the conductor or casing itself. This system allows for an independent penetration of the drive point and the conductor/casing. The drive point assembly is part of the hammer and is retrieved out of the conductor/casing together with the hammer at the end of driving operations.

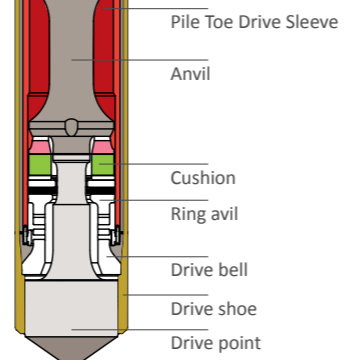
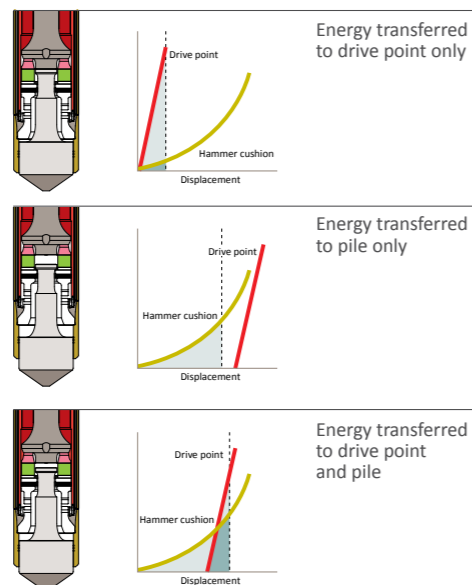
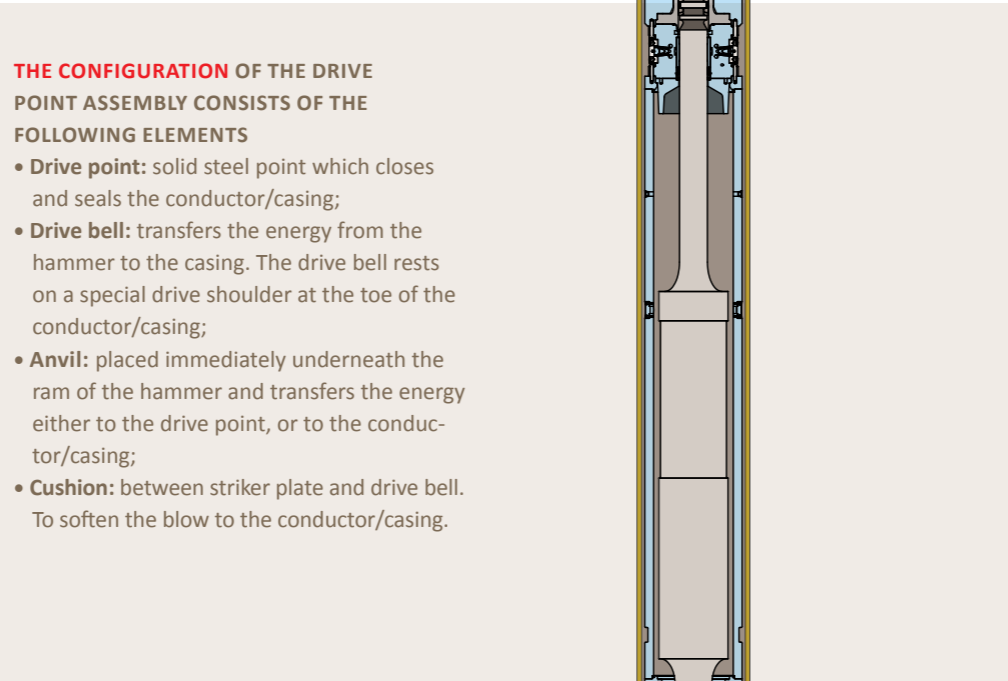
THE CONFIGURATION OF THE DRIVE POINT ASSEMBLY CONSISTS OF THE FOLLOWING ELEMENTS

- **Drive point:** solid steel point which closes and seals the conductor/casing;
- **Drive bell:** transfers the energy from the hammer to the casing. The drive bell rests on a special drive shoulder at the toe of the conductor/casing;
- **Anvil:** placed immediately underneath the ram of the hammer and transfers the energy either to the drive point, or to the conductor/casing;
- **Cushion:** between striker plate and drive bell. To soften the blow to the conductor/casing.



ADVANTAGES

- 1 Independent energy transfer to drive point or casing;
- 2 Energy transferred to soil where soil resistance is the highest. Improved pile driving characteristics;
- 3 High friction resistance can be overcome in combination with a high toe resistance;
- 4 Higher static shaft resistance (bearing capacity) due to full displacement of the soil underneath the conductor;
- 5 Low overall centre of gravity (c.o.g) which ensures also a near to vertical conductor;
- 6 Conductor head can be kept under constant tension during the initial stages of driving. No requirement for a temporary seabed stability frame whilst maintaining verticality requirements;
- 7 Empty conductor/casing after driving;
- 8 In a special configuration the drive point can act as a boulder break-chissel;
- 9 Time and cost savings, depending on project conditions.



Pile Toe Drive representatives:

NeoDrill

GeoDrive Technology



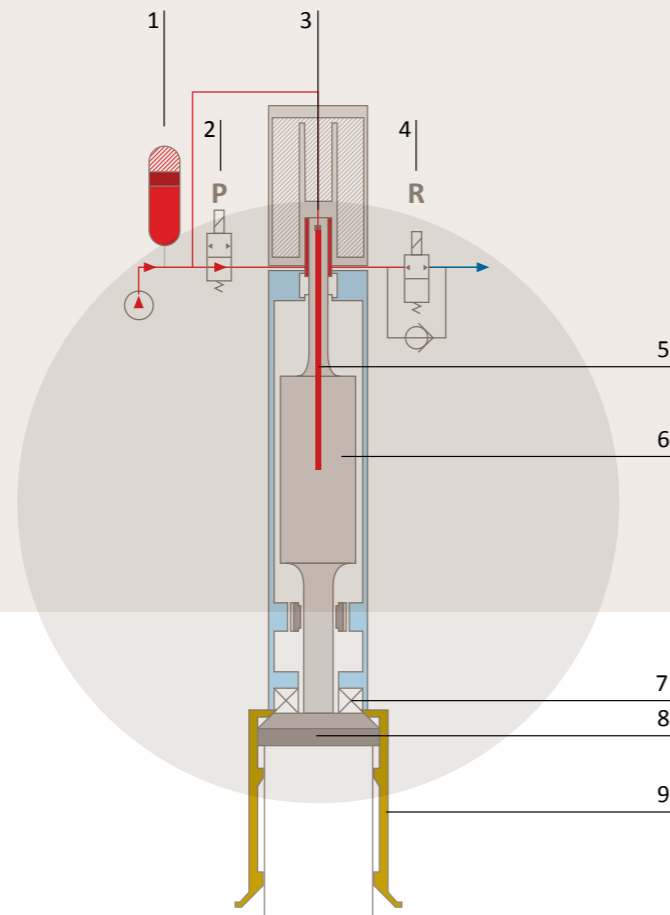
IHC Waterhammer®

The IHC Waterhammer® was developed by IHC Hydrohammer® for use in ultra deep water. It is controlled by a radical hydraulic system that uses sea water instead of oil. This addresses the practical issue of it being technically very hard to pump oil to and from such depths, while of course there is no shortage of sea water around the structure. There are also environmental benefits in that this solution removes the risk of accidental oil leaks.


Over the next few decades, the IHC Waterhammer® will add a complete new dimension to technology and safety in the field of underwater pile driving.

ADVANTAGES OF THE IHC WATERHAMMER®

- 1 Reliable technology;
- 2 Simple umbilical;
- 3 No high voltage cable;
- 4 Simple control/ wireless;
- 5 Water as power transmission medium:
 - no hydraulic oil/ no oil spills
 - single hose (no return hose)



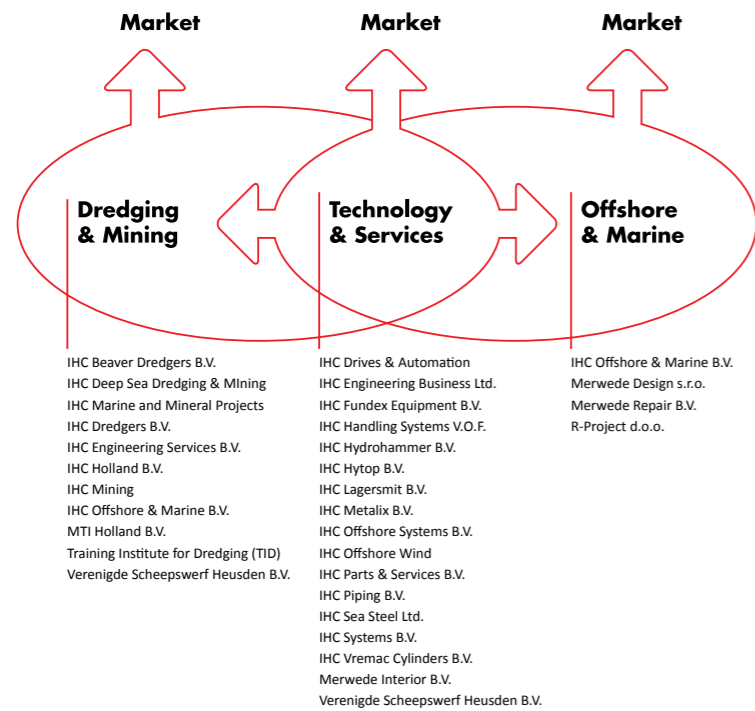
- | | |
|------------------------|------------------|
| 1 accumulator | 6 ram |
| 2 valve | 7 shock absorber |
| 3 piston | 8 anvil |
| 4 return valve | 9 pile sleeve |
| 5 acceleration plunger | |



IHC Merwede Offshore Equipment

IHC Merwede has a rich history of designing, constructing, assembling, commissioning, delivering and maintaining offshore equipment. This varies from single part product fabrication to complete integrated systems ranging from hydraulic-operated shackles to complete multi-functional integrated offshore vessels.

The capability to combine our wide range of in-house technology into complete packages, being fully in accordance with customer operating requirements, makes IHC Merwede unique in the world of offshore. This uniqueness is carried in our self-positioning motto as *The technology innovator*, indicating our focus on the continuous development of technologically advanced equipment.



Offshore Piling Equipment



Piling equipment
- Hydrohammers

Piling equipment
- Pile Handling Equipment
- Jacket Pile Grippers
- Pile Anti Running Clamps

Piling equipment
- Fast Frames

Offshore Vessels



Pipelay Vessels

Multi-Purpose offshore support Vessels

Heavy Lift Vessels

Offshore Equipment



FPSO Equipment
- Tie-back Systems
- Riser & Mooring Chain Pull-in System
- Offloading Hose Reels
- Tandem Mooring Systems

Handling Equipment
- Installation frames
- Offshore Load Tension System
- Up-ending tools

Pipe & Cable Equipment
- Carousels - J Lay Systems
- Plough Systems - Hydraulic Cylinders
- S Lay Systems

Well Intervention

Electrical/ Control Systems

Heavy Lifting & Deep Water Lowering
- Lifting Tools - Jacking Systems
- Skidding systems - Pin Release Systems
- Pile Stacking Frames - Fixation Systems
- Deep Water Lowering - Leveling Equipment

Less is more...

UNIVERSAL AND UNIQUE

There are no compromises in the design of the hydraulic Hydrohammer® where reliability, efficiency, possibilities and safety are the focus. A design forged from billions of hammer strikes, both onshore and offshore.

The Hydrohammer® combines a solid one-piece ram with a fully enclosed hammer housing. The result is an elegant yet robust and reliable hammer. IHC Hydrohammer®'s unique design makes it suitable for all types of piling and foundation work, ranging from piling impact sensitive concrete piles, to piling large and long offshore caisson piles. The hammer can even be used to break rock (also under water).

MORE RELIABILITY

Solid piece Ram. The ram weight, ram pin and piston rod are forged in one piece, which means there is no risk of the parts separating.

Materials. The forged alloy steel guarantee durability. This also allows unlimited piling on steel using full power.

Shock absorber. The robust and tested construction and the materials used sustainably resist the reaction forces from the pile.

Bearings. The ram is guided above and below by lubricated bearings. This reduces ram wear to a minimum.

Limited parts. The use of a limited number of parts leads to lower risk of failures and fewer spare parts.

MORE POSSIBILITIES

Enclosed hammer housing. The energy supplied by the Hydrohammer® is the same both above and below water.

Tools. The hammers can be equipped with rock chisels, noise bellows and sheet piling and pile guides in all sizes.

Sleeve design. Due to the flat anvil, the sleeves can be adjusted to suit any pile diameter.

Free hanging. The Hydrohammer® can operate leader guided and free hanging (fitted with a pile sleeve).

Clamp system. A special clamp system rigidly connects the pile head and the hammer housing. As a result, only one Hydrohammer® is needed to drive and to extract piles. This makes the Hydrohammer® ideal for the installation of cast-in-situ (vibro) piles.

Acceleration energy. In addition to piling vertically, the Hydrohammer® can also operate at full power horizontally and at any other inclination. Thanks to the acceleration energy, it has a relatively low weight and a high peak force to overcome soil resistance.

Forged pieces. Due to the high-quality forged and alloyed parts, the Hydrohammer® is suitable for driving steel on steel.

MORE EFFICIENCY

Hammer control. All hydraulic functions of the Hydrohammer® are electronically controlled and monitored. This contributes to allowing the optimal blow energy to be set.

Modular structure. All parts that could possibly need attention between major services are easily accessible from the outside.

Oil flow. Due to the accelerated ram weight, it is possible to realise a high blow count at a relatively low oil flow.

Real time monitoring. The piling data are directly printed on site or stored in a data logger. This allows a detailed analysis of the driving operation to be conducted.

INCREASED SAFETY

Safety provisions. Signals from the hammer sensors are centrally processed in the control box. If the length of the ram stroke is too long or too short, the hammer is stopped. If the hammer/pile positioning is incorrect, the hammer cannot be started.

Environmentally friendly. The Hydrohammer® can use biodegradable oil. Noise reduction is optimised by fitting the Hydrohammer® with the available noise reduction packages.



HAMMER S SERIES

OPERATIONAL DATA

	S-30	S-40	S-70	S-90	S-120	S-150	S-200	S-280	S-500	S-600	S-800	S-900	S-1200	S-1400	S-1800	S-2000	S-2300
Max. blow energy on the pile	kNm 30	40	70	90	120	150	200	280	500	600	800	900	1200	1400	1800	2000	2300
Min. blow energy on the pile	kNm 3	4	7	9	12	15	20	28	50	60	80	90	120	140	180	200	230
Blowrate at max. blow energy (1)	bl/min 65	65	50	46	48	44	45	45	45	42	38	38	38	40	35	35	30

WEIGHTS

Ram	ton 1.6	2.2	3.5	4.5	6.2	7.5	10	13.6	25	30	40	43	60	69	90	100	115
Hammer with ram in air (2,3)	ton 3.9	4.7	8.3	9.7	14.3	16.2	25.8	30.5	57.5	64	83	120	140	148	210	225	242

DIMENSIONS

Length hammer (4)	mm 6100	6850	7400	8055	8166	8900	9095	10390	11943	12715	14610	12795	14297	16090	16510	17335	18290
-------------------	---------	------	------	------	------	------	------	-------	-------	-------	-------	-------	-------	-------	-------	-------	-------

HYDRAULIC DATA

Oil flow	l/min 175	175	250	250	460	460	800	800	1600	1800	1800	2400	2400	3600	4400	4400	4800
----------	-----------	-----	-----	-----	-----	-----	-----	-----	------	------	------	------	------	------	------	------	------

POWER PACK TYPE

Recommended	P-175	P-175	P-250	P-250	P-460	P-460	P-800	P-800	on request								
-------------	-------	-------	-------	-------	-------	-------	-------	-------	------------	--	--	--	--	--	--	--	--

HAMMER SC SERIES

OPERATIONAL DATA

	SC-75	SC-110	SC-150	SC-200
Max. blow energy on the pile	kNm 75	110	150	200
Min. blow energy on the pile	kNm 8	11	15	20
Blow rate at max. blow energy (1)	bl/min 50	45	45	45

WEIGHTS

Ram	ton 5.7	7.9	11	13.6
Hammer with ram in air (2,3)	ton 9.8	14.1	18.7	26.5

DIMENSIONS

Length hammer (4)	mm 6245	5755	6630	5730
-------------------	---------	------	------	------

HYDRAULIC DATA

Oil flow	l/min 250	460	460	800
----------	-----------	-----	-----	-----

POWER PACK TYPE

Recommended	P-250	P-460	P-460	P-800
-------------	-------	-------	-------	-------

POWER PACK TYPE

OPERATIONAL DATA

	P-175	P-250	P-460	P-800
Max. pressure	bar 350	350	350	350
Max. oil flow (5)	l/min 175	250	460	800
Power	kW 110	168	387	565

DIMENSIONS

Length	mm 2613	3500	4030	4500
Width	mm 1200	1540	1545	1800
Height	mm 1775	2044	2225	2520

WEIGHTS

Net. weight	ton 2.4	3.5	5.4	7.8
Weight incl. fuel and oil	ton 3.8	4.5	7.4	9.7

ACCESSORIES

Pile sleeves	Printers
Sleeve inserts	Monitoring equipment
Anvils	Noise reduction packages
Pile cap	Control cabins
Winches	

NOTES

- 1 When using recommended power pack.
- 2 Hammer weight without anvil/pile cap and pile sleeve.
- 3 Sleeve and anvil dimensions and weight depend on application. Information on request.
- 4 Transport length.
- 5 All hammers and power packs can be operated using bio-degradable oil.





- Dealers / Agents IHC Hydrohammer®
- IHC Merwede
- IHC Merwede | Dealers / Agents IHC Hydrohammer®



Head Office - The Netherlands

Sliedrecht

Shipyards - The Netherlands

Hardinxveld-Giessendam
Heusden
Kinderdijk
Krimpen aan den IJssel
Sliedrecht

Shipyard - P.R. of China

Dalian

Shipyard - Serbia

Belgrade

Sites - The Netherlands

Alblasserdam
Apeldoorn
Delfgauw
Dordrecht
Emmeloord
Goes
Hardinxveld-Giessendam
Kinderdijk
Sliedrecht

Sites - P.R. of China

Shanghai

Sites - Europe

Aberdeen - United Kingdom
Blandford Forum - United Kingdom
Komarno - Slovakia
Riding Mill - United Kingdom
Rijeka - Croatia
Verberie - France

Sites - USA

Houston, TX
Wayne, NJ

Sites - South Africa

Cape Town

Representative offices

Beijing - P.R. of China
New Delhi - India
St. Petersburg - Russia

Regional IHC organisations worldwide

Dubai - United Arab Emirates
Kinderdijk - The Netherlands
Lagos - Nigeria
Mumbai - India
Singapore - Republic of Singapore
Tianjin/Tanggu & Guangzhou - P.R. of China

IHC Hydrohammer B.V.

Smitweg 6, 2961 AW Kinderdijk
P.O. Box 26, 2960 AA Kinderdijk
The Netherlands
info.hh@ihcmerwede.com
www.ihcmerwede.com
www.ihchydrohammer.com

T +31 78 691 03 02

IHC Equipements et Services

Route de Saint-Sauveur - ZA
60410 Verberie
France
info@ihc.fr

T +33 34 438 50 50

Hydro-Ram Inc.

P.O. Box 641
Jefferson, Georgia 30549
USA
info@hydro-ram.com
www.hydro-ram.com

T +1 706 367 29 14

RIO South East Asia IHC Hydrohammer B.V.

6 Chin Bee Avenue 01-03
Singapore 619930
Singapore
info.hh@ihcmerwede.com

T +65 62 64 84 33